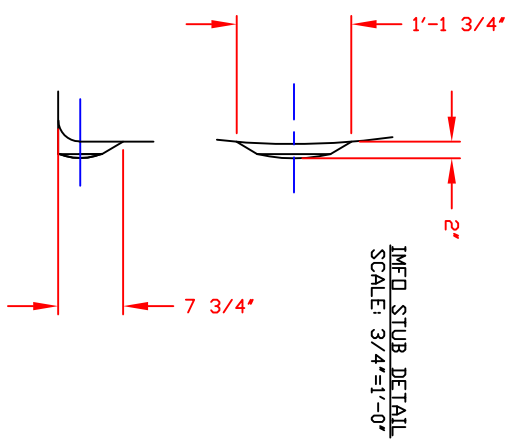
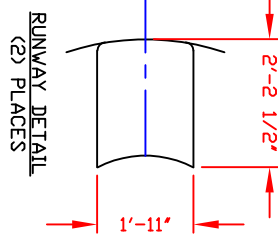
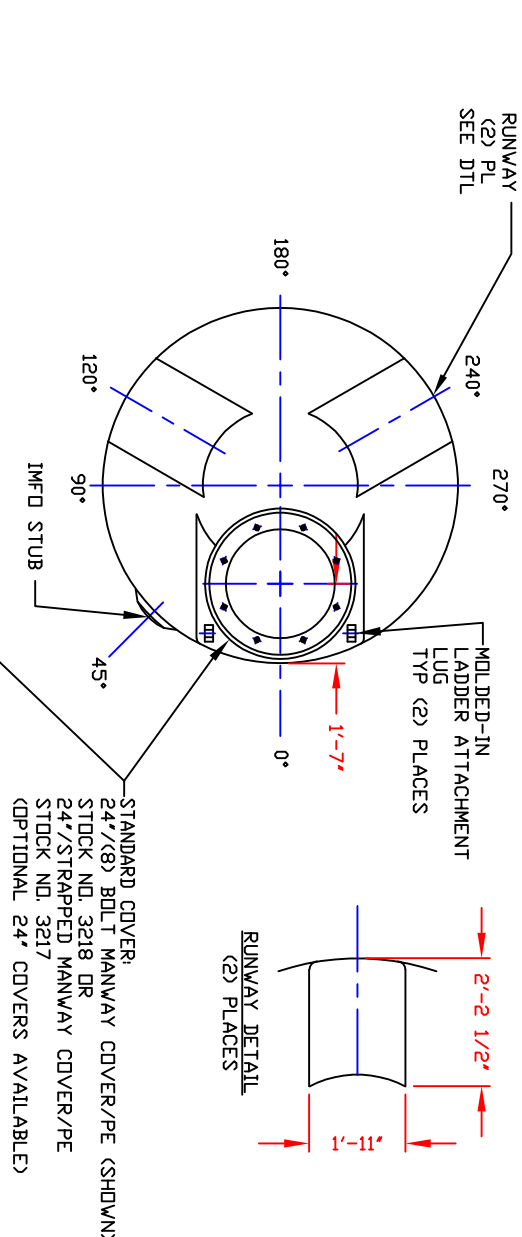


NON-CONTROLLED COPY

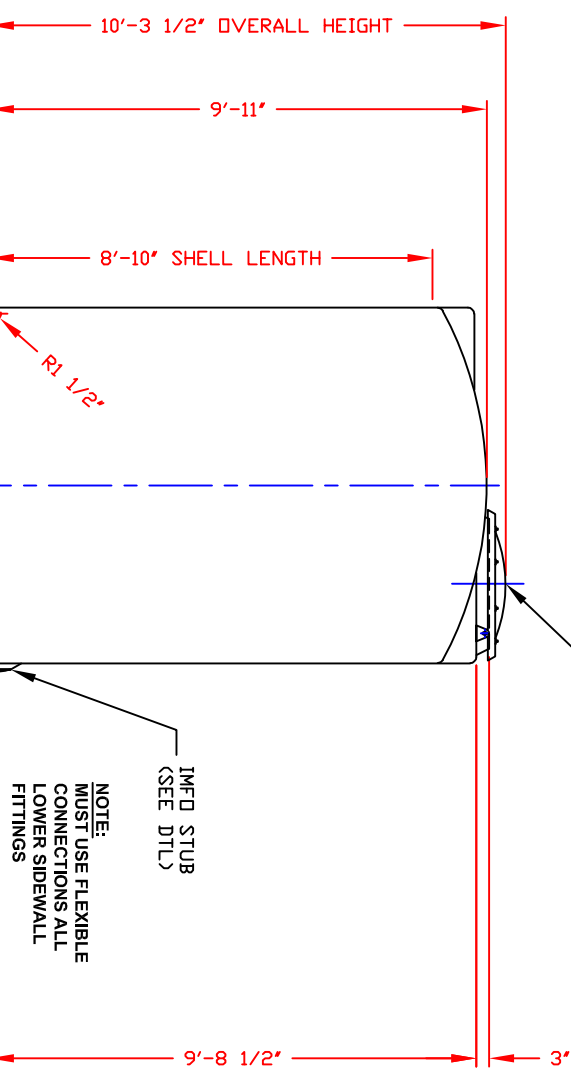
INFORMATION SUBJECT TO CHANGE WITHOUT NOTICE
 VERIFY REV LEVEL OF PAPER COPY WITH REV LEVEL ON PPC WEB SITE

NOZZLE SCHEDULE & ACCESSORIES		
SERVICE	MK STOCK NO	SIZE

FITTING DEG ELEV



- NOTES
1. THIS IS A COMPUTER GENERATED DWG. DO NOT REVISE BY HAND.
 2. DIMENSIONS WILL VARY ±3% DUE TO VARIATIONS IN MULTIPLE MOLDS & CONDITIONS PREVALENT DURING MANUFACTURE & USAGE.
 3. MOLDED IN GALLONAGE MARKERS @ APPROX 60° IN 200 GAL INCREMENTS UP TO 2400 GAL.



NOTE:
 MUST USE FLEXIBLE CONNECTIONS ALL LOWER SIDEWALL FITTINGS
 IMFD STUB (SEE DTL)

CALCULATED CAPACITIES/ VOL VOLUME IN U.S. GALLONS	DESIGN CAP	DOME VOL	TOTAL VOL
2559	142		2701

CONFIDENTIAL PROPERTY OF
 POLY PROCESSING COMPANY
 NOT FOR REPRINT OR USE
 WITHOUT PERMISSION

2560 GALLON UPRIGHT TANK

DWG TITLE		SCALE: 3/8"=1'-0"	
DATE: 10/10/19		DR: B. HARPER	
SHEET 1 OF 1		COMPUTER FILE	
REV A		VERT-02560	