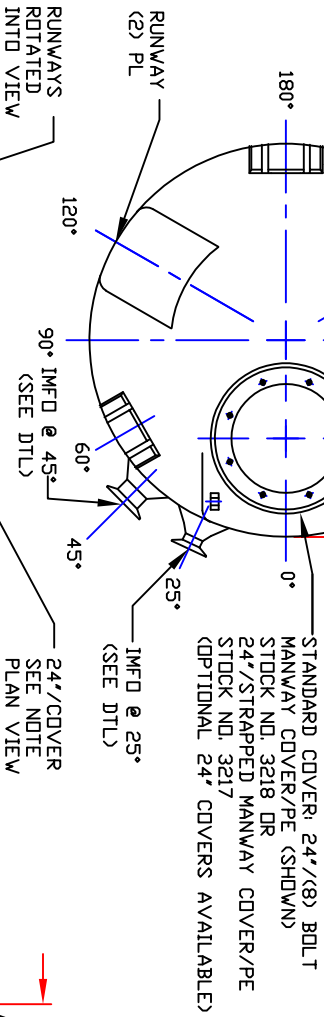
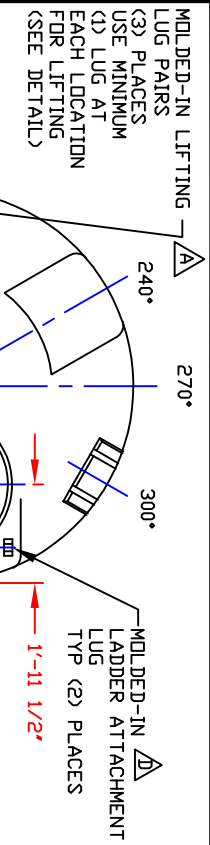
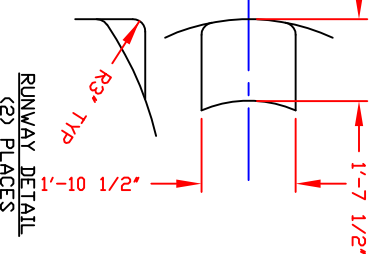
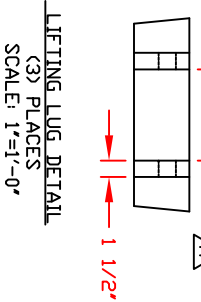


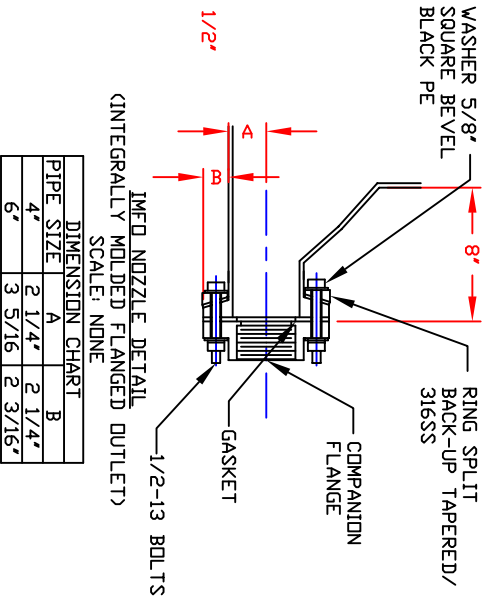
NON-CONTROLLED COPY  
 INFORMATION SUBJECT TO CHANGE WITHOUT NOTICE  
 VERIFY REV LEVEL OF PAPER COPY WITH REV LEVEL ON PRC WEB SITE



NOTE:  
 MUST USE FLEXIBLE CONNECTIONS ALL LOWER SIDEWALL FITTINGS  
 (IMFDS (SEE DTL))



NOZZLE SCHEDULE & ACCESSORIES		DEG ELEV
SERVICE	MK STOCK NO/ SIZE	FITTING



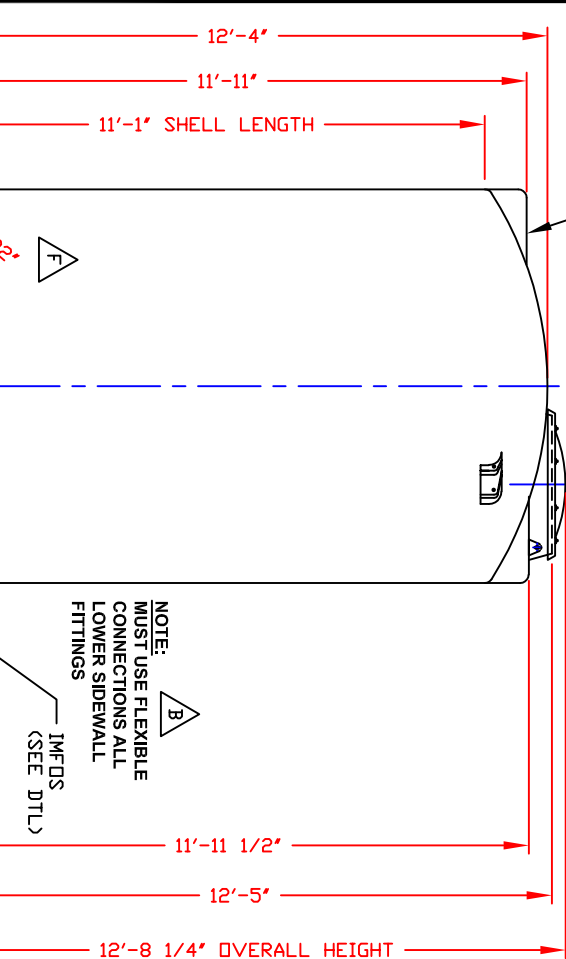
DIMENSION CHART	
PIPE SIZE	NOZZLE SIZE
4"	2 1/4"
6"	2 3/16"

NOTE: (2) IMFD NOZZLES MAY BE MOLDED IN TANK  
 (1) @ 25° & (1) @ 45°  
 4" IS STANDARD ON BOTH  
 (1) 6" IS AVAILABLE @ EITHER LOCATION, BUT ONLY (1) EITHER OR BOTH MAY BE BLOCKED OFF

NOTES:  
 1. THIS IS A COMPUTER GENERATED DRAWING. DO NOT REVISE BY HAND  
 2. DIMENSIONS WILL VARY ±3% DUE TO VARIATIONS IN MULTIPLE MOLDS AND CONDITIONS PREVELANT DURING MANUFACTURE AND USAGE.  
 3. MOLDED IN GALLONAGE MARKERS IN 200 GAL INCREMENTS UP TO 4000 GAL IN MANWAY AREA.

CALCULATED CAPACITIES/ VOL UME. IN U.S. GALLONS	
DESIGN CAP	DIANE VOL TOTAL VOL
3909	192
	4101

CONFIDENTIAL PROPERTY OF  
 POLY PROCESSING COMPANY  
 NOT FOR REPRINT OR USE  
 WITHOUT PERMISSION



NOTE:  
 MUST USE FLEXIBLE CONNECTIONS ALL LOWER SIDEWALL FITTINGS  
 (IMFDS (SEE DTL))

DWG TITLE	
3900 GALLON DOUBLE IMFD TANK	

SCALE: 3/8"=1'-0"  
 DATE: 09/19/19  
 SHEET: 1 OF 1  
 IMPD-F-03900

DR: B. HARPER  
 CK:  
 COMPUTER FILE

Central Region  
 PRC, Inc. 4401 Oxford Rd.  
 Dallas, TX 75246-2979  
 Tel: (972) 566-9999

REV 'G' REVISED IMFD NOTE BY:JB 4/8/13 CK:WM  
 REV 'F' CHANGED KNUCKLE RAD. TO 2"BT 7/19/12 CK:WM  
 REV 'E' IMFD NOTE REVISED BY:JB 9/7/10 CK:WM  
 REV 'D' ADDED LADDER ATTACHMENT LUGS BY:JB 9/8/04 CK:WM  
 REV 'C' ADDED DIMENSION BY:JB 3/3/03 CK:MBW  
 REV 'B' ADDED FITTING NOTE BY:JB 2/28/03 CK:MBW  
 REV 'A' ADDED LIFTING LUGS & DETAIL BY:JB 2/28/03 CK:WM