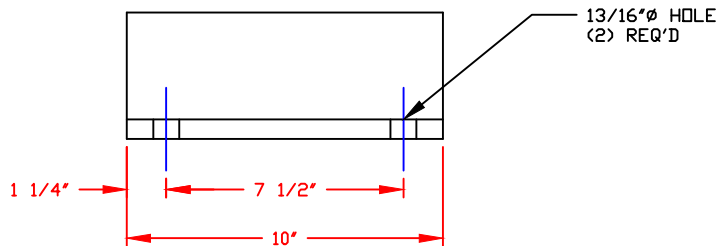
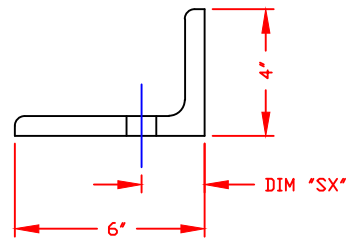
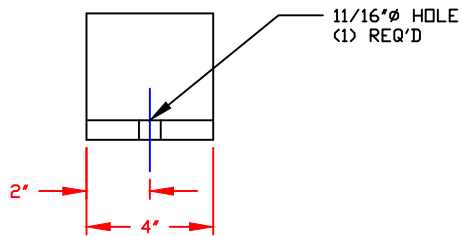
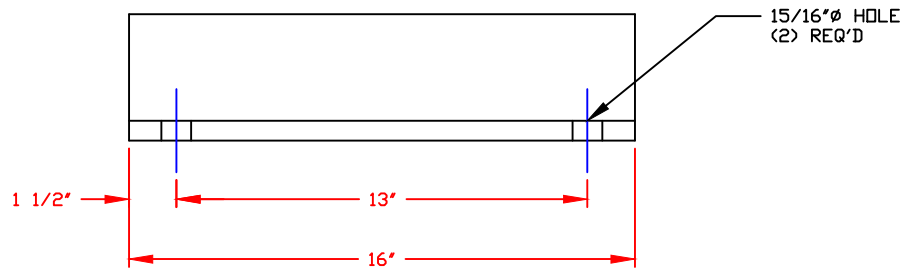


NON-CONTROLLED COPY  
 INFORMATION SUBJECT TO CHANGE WITHOUT NOTICE  
 VERIFY REV LEVEL OF PAPER COPY WITH REV LEVEL ON PPC WEB SITE




HOT ROLLED STRUCTURAL ANGLE SIZE	LENGTH	RESTRAINT CLIP DESIGNATION	DIM "SX"
L 6 X 4 X 5/8	4"	RC 6 X 4 X 5/8 X 4	2"
L 6 X 4 X 5/8	10"	RC 6 X 4 X 5/8 X 10	2 1/4"
L 6 X 4 X 5/8	16"	RC 6 X 4 X 5/8 X 16	2 1/2"

TOLERANCE ON DIMENSION "SX" = + 1/8 - 0 INCHES



- NOTES:
- THIS IS A COMPUTER GENERATED DRAWING. DO NOT REVISE BY HAND.
  - RESTRAINT CLIPS TO BE HOT DIP GALVANIZED A36 STRUCTURAL ANGLE.
  - CONTACT MANUFACTURER FOR NUMBER & SIZE OF CLIPS FOR YOUR WIND & SEISMIC REQUIREMENTS.

DWG TITLE			
HOT DIP GALVANIZED RESTRAINT CLIPS FOR VERTICAL TANK RESTRAINT SYSTEMS			
SCALE:	3"=1'-0"	 Central Region P.O. Box 4590, Gretna 8801 Old Springington Rd. Norcross, LA 72085 (404) 343-7863 FAX (404) 343-9795	DR:
DATE:	7/2/10		CK:
		SHEET	COMPUTER FILE
		1 OF 1	GLVCLIPM -